



# 2008-2009 GMT Quarterly Report for District (or Undistricted) District 20 K1



GMT: **SCOTT A. STORMS**

Location: **NEW YORK**

GMT CA: **1 & 2**

## CLUBS

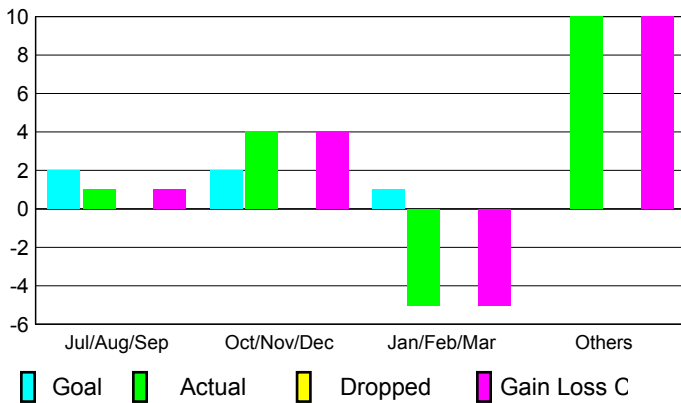
### Club Results 2008-2009

### Clubs 2007-2008

Month	New Club Goal	Actual New Clubs	Actual Dropped Clubs	Gain/Loss of Clubs	Gain/Loss of Clubs
Jul/Aug/Sep	2	1	0	1	0
Oct/Nov/Dec	2	4	0	4	-2
Jan/Feb/Mar	1	-5	0	-5	2
Apr/May/June	0	10	0	10	3
<b>Totals</b>	<b>5</b>	<b>10</b>	<b>0</b>	<b>10</b>	<b>3</b>

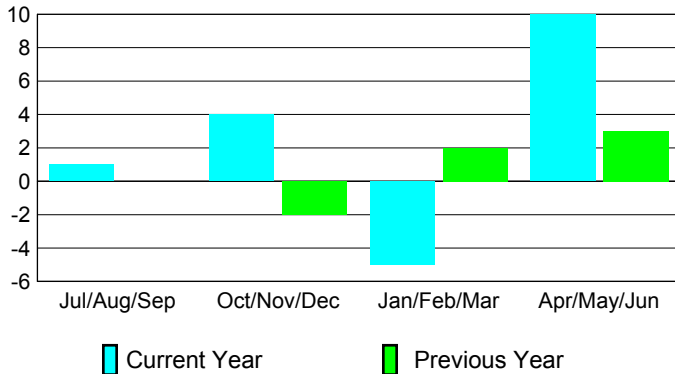
### Club Results 2008-2009

Goal, New, Dropped, Gain/Loss



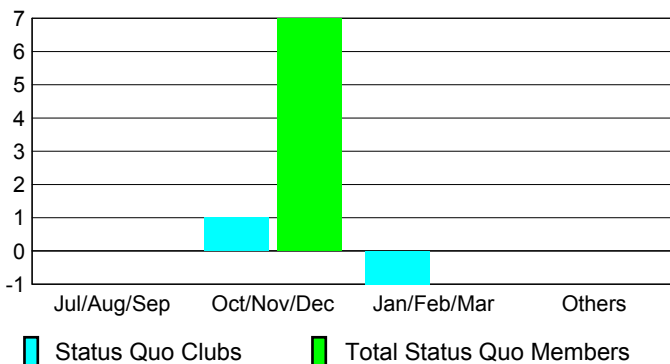
### Comparison of Club Gain/Loss

Current Year Compared to the Previous Year



### YTD Status Quo Clubs 2008-2009

Status Quo Clubs Compared to Status Quo Members



## MEMBERSHIP

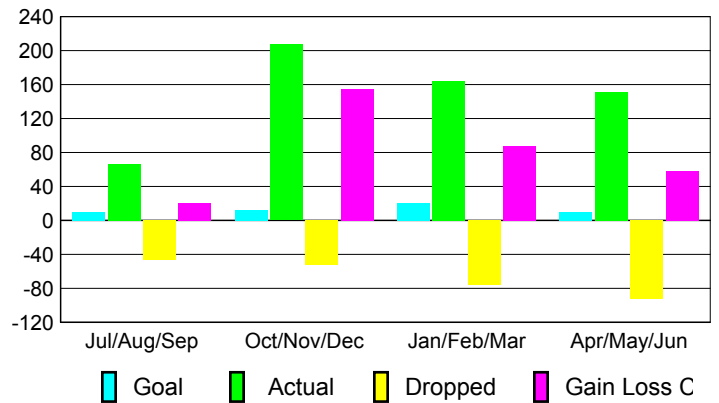
### Membership Results 2008-2009

### Membership 2007-2008

Month	Net Memb Goal	Actual New Memb	Actual Dropped Memb	Gain/Loss of Memb	Gain/Loss of Memb
Jul/Aug/Sep	10	66	-46	20	-29
Oct/Nov/Dec	12	207	-52	155	-14
Jan/Feb/Mar	20	164	-76	88	71
Apr/May/June	10	151	-93	58	50
<b>Totals</b>	<b>52</b>	<b>588</b>	<b>-267</b>	<b>321</b>	<b>78</b>

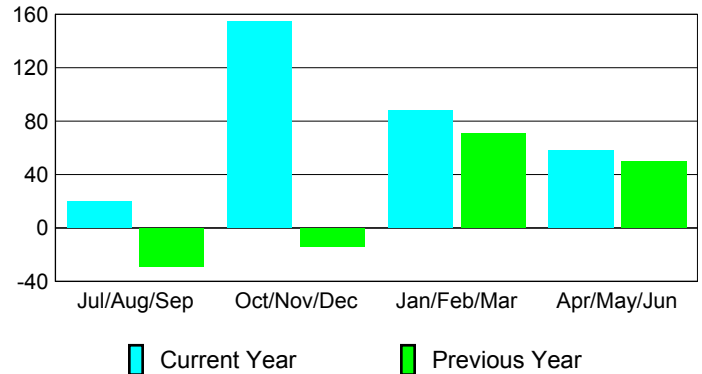
### Membership Results 2008-2009

Goal, New, Dropped, Gain/Loss

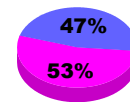


### Comparison of Membership Gain/Loss

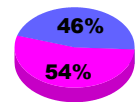
Current Year Compared to the Previous Year



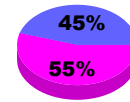
### Gender Comparison 2008-2009



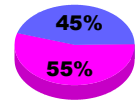
Jul/Aug/Sep



Oct/Nov/Dec



Jan/Feb/Mar



Apr/May/June

Male

Female